

Sun-Kissed Beauty









With this radiant, on-trend look, you're all set to step out and enjoy all of life's endless possibilities.



- 1** To enhance brow bones and make eyebrows stand out, sweep **Pink Stardust** mineral highlighting powder over brow bone area beginning at the crease and extending up to the eyebrow line. Next, apply **Iced Cocoa** cream eye color over entire eyelid from the lashline up into the crease. Then, to add depth to the look, sweep **Amber Blaze** mineral eye color from outer corner inward toward the center of the eye. Blend with a soft brush. Gently smudge shadow beneath lower lashline up to the inner corner of the eyes with a small, pointed brush.
- 2** Line upper and lower lashlines with **Deep Brown** eyeliner. Gently smudge with a stiff, angled brush for a soft, smoky effect.
- 3** Apply one coat of **Mary Kay® Ultimate Mascara™ in Black** to upper and lower lashes.
- 4** Sweep **Sunny Spice** mineral cheek color onto apples of the cheeks and gently blend toward the ears.
- 5** Line upper and lower lips with **Pink** lip liner. Finally, apply **Sherbet** liquid lip color for a semi-matte finish.

Expert Tip: Enhance a sun-kissed look!

To enhance a sun-kissed look, sweep bronzer, such as **Mary Kay® Mineral Bronzing Powder in Desert Sun**, onto décolletage, shoulders, sides of arms and collarbone.

	Mary Kay® Mineral Highlighting Powder, Pink Stardust (Shimmer) , .16 oz. net wt., \$12.00		Mary Kay® Cream Eye Color, Iced Cocoa , .15 fl. oz., \$13.00		Mary Kay® Mineral Eye Color, Amber Blaze , .05 oz. net wt., \$6.50		Mary Kay® Eyeliner, Deep Brown , .01 oz. net wt., \$10.00
	Mary Kay® Ultimate Mascara™, Black , .28 oz. net wt., \$15.00		Mary Kay® Mineral Cheek Color, Sunny Spice , .18 oz. net wt., \$10.00		Mary Kay® Lip Liner, Pink , .01 oz. net wt., \$10.00		Mary Kay® Liquid Lip Color, Sherbet , .26 oz. net wt., \$13.00

All prices are suggested retail.
 **For hygienic reasons, it is recommended to dedicate one brush for use with cream eye color and one brush for use with concealer.